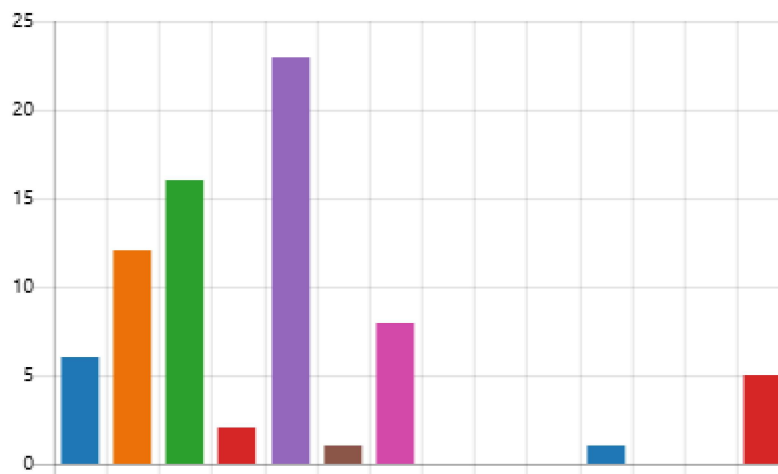


Sheridans Diversity Data Questionnaire 2025

74 Responses 03:14 Average time to complete Closed Status

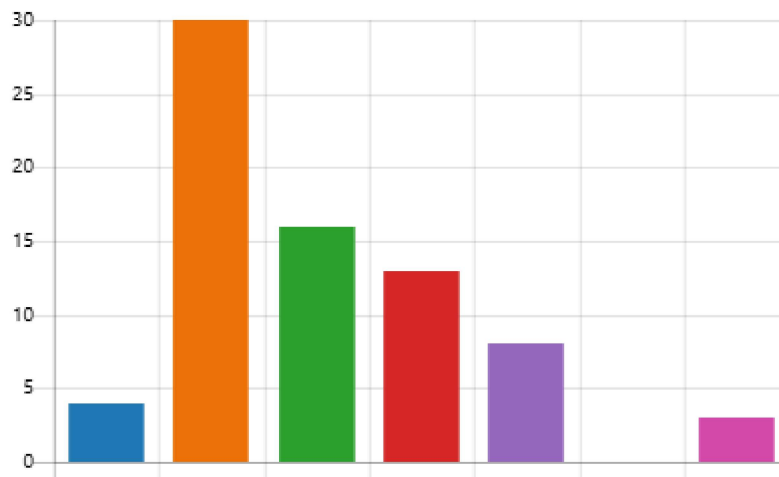
1. Select ONE category which best describes your role in the firm

- Full equity solicitor partner/so... 6
- Salaried or partial equity solici... 12
- Solicitor (not partner) 16
- Other fee earning role 2
- Role directly supporting a fee ... 23
- Managerial role 1
- IT/HR/other corporate service... 8
- Barrister 0
- Chartered Legal Executive (Fell... 0
- Licensed Conveyancer 0
- Patent or Trade Mark Attorney 1
- Costs Lawyer 0
- Notary 0
- Prefer not to say 5



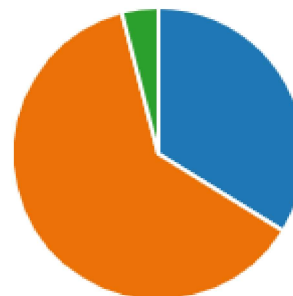
2. Which age category are you in?

| | |
|-------------------|----|
| 16 - 24 | 4 |
| 25 - 34 | 30 |
| 35-44 | 16 |
| 45-54 | 13 |
| 55-64 | 8 |
| 65+ | 0 |
| Prefer not to say | 3 |



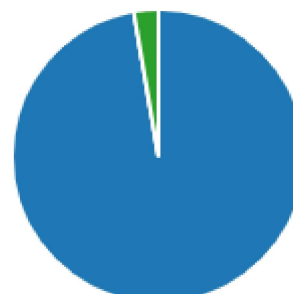
3. What is your sex?

| | |
|-------------------|----|
| Male | 25 |
| Female | 46 |
| Prefer not to say | 3 |



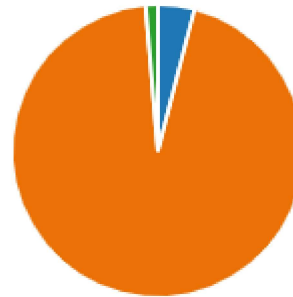
4. Is your gender identifier the same as your sex registered at birth?

| | |
|-------------------|----|
| Yes | 72 |
| No | 0 |
| Prefer not to say | 2 |



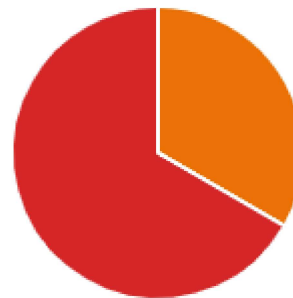
5. Do you consider yourself to have a disability according to the definition in the Equality Act 2010?

| | |
|---------------------|----|
| ● Yes | 3 |
| ● No | 70 |
| ● Prefer not to say | 1 |



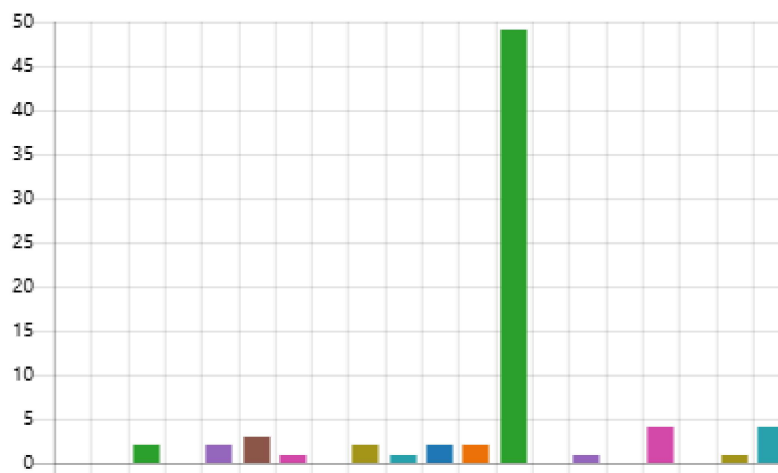
6. Are your day-to-day activities limited by your disability or condition?

| | |
|--------------------------|---|
| ● Yes - limited a lot | 0 |
| ● Yes - limited a little | 1 |
| ● No | 0 |
| ● Prefer not to say | 2 |



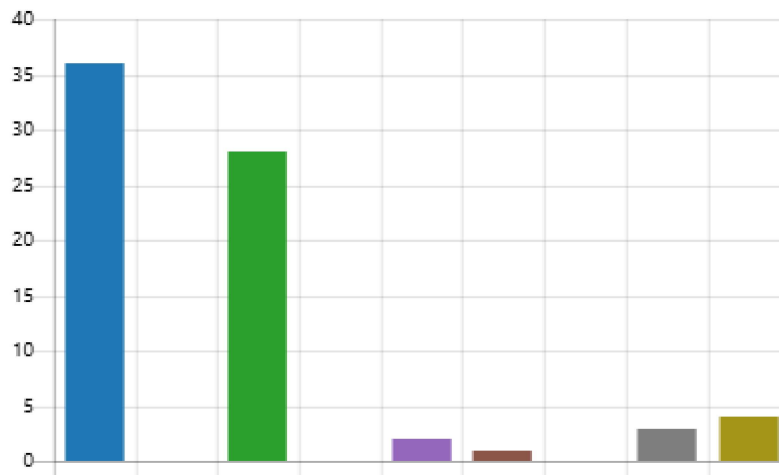
7. What is your ethnicity?

| | |
|----------------------------------|----|
| Bangladeshi | 0 |
| Chinese | 0 |
| Indian | 2 |
| Pakistani | 0 |
| Any other Asian background | 2 |
| African | 3 |
| Caribbean | 1 |
| Any other black background | 0 |
| White and Asian | 2 |
| White and black African | 1 |
| White and black Caribbean | 2 |
| Any other mixed/multiple eth... | 2 |
| British/English/Welsh/Norther... | 49 |
| Irish | 0 |
| Gypsy or Irish traveller | 1 |
| Roma | 0 |
| Any other white background | 4 |
| Arab | 0 |
| Any other ethnic group | 1 |
| Prefer not to say | 4 |



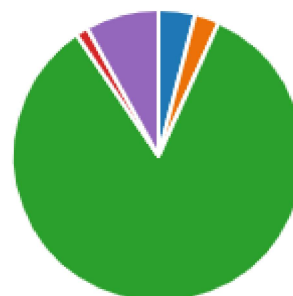
8. What is your religion or belief?

| | |
|--------------------------------|----|
| ● No religion or belief | 36 |
| ● Buddhist | 0 |
| ● Christian | 28 |
| ● Hindu | 0 |
| ● Jewish | 2 |
| ● Muslim | 1 |
| ● Sikh | 0 |
| ● Any other religion or belief | 3 |
| ● Prefer not to say | 4 |



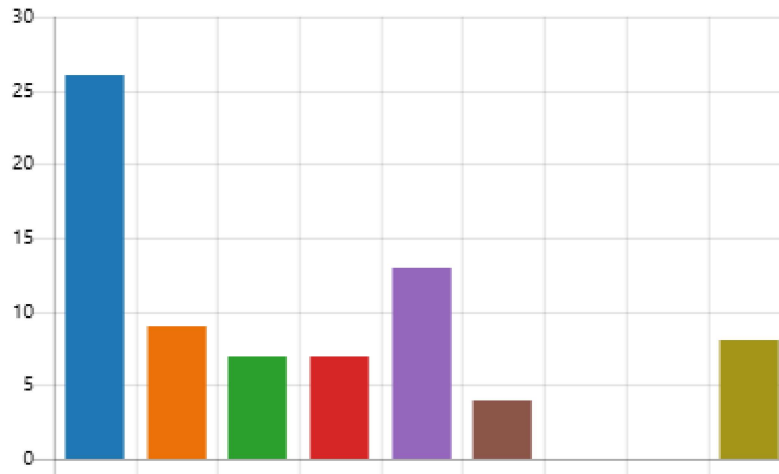
9. What is your sexual orientation?

| | |
|-------------------------------|----|
| ● Bi | 3 |
| ● Gay/lesbian | 2 |
| ● Heterosexual | 62 |
| ● Other preferred description | 1 |
| ● Prefer not to say | 6 |



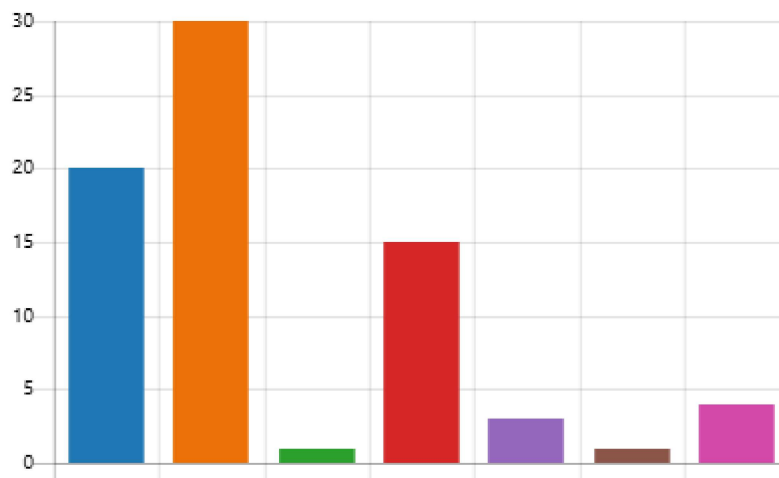
10. What was the occupation of the main household earner when you were aged about 14?

- Modern and traditional profes... 26
- Senior, middle, or junior mana... 9
- Clerical and intermediate occu... 7
- Technical and craft occupation... 7
- Routine, semi-routine, manual... 13
- Small business owners who e... 4
- Long term unemployed (claim... 0
- Other such as: retired, this que... 0
- Prefer not to say 8



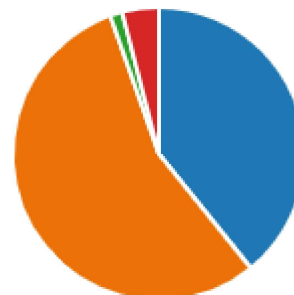
11. Which type of school did you attend for the most time between the ages of 11 and 16?

| | |
|------------------------------------|----|
| ● State-run or state-funded sch... | 20 |
| ● State-run or state-funded sch... | 30 |
| ● Independent/fee paying scho... | 1 |
| ● Independent/fee paying scho... | 15 |
| ● Attended school outside the UK | 3 |
| ● Don't know/not sure/other | 1 |
| ● Prefer not to say | 4 |



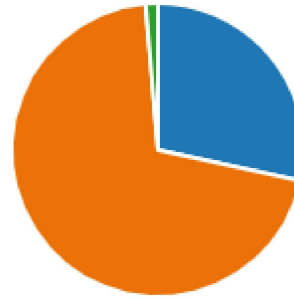
12. Did either of your parents attend university or gain a degree (e.g. BA/BSc or equivalent) by the time you were 18?

| | |
|-------------------------------------|----|
| ● Yes, one or both of my parent... | 29 |
| ● No, neither of my parents atte... | 41 |
| ● Don't know, not sure | 1 |
| ● Prefer not to say | 3 |



13. Are you a primary carer for a child or children under 18?

| | |
|---------------------|----|
| ● Yes | 21 |
| ● No | 52 |
| ● Prefer not to say | 1 |



14. Do you look after or care for someone 18 or over with a long-term physical or mental ill health caused by disability or age (not in a paid capacity)?

| | |
|--------------------------------|----|
| ● No | 69 |
| ● Yes, 1 - 19 hours a week | 2 |
| ● Yes, 20 - 49 hours a week | 0 |
| ● Yes, 50 or more hours a week | 0 |
| ● Prefer not to say | 3 |

